

INTRODUCTION

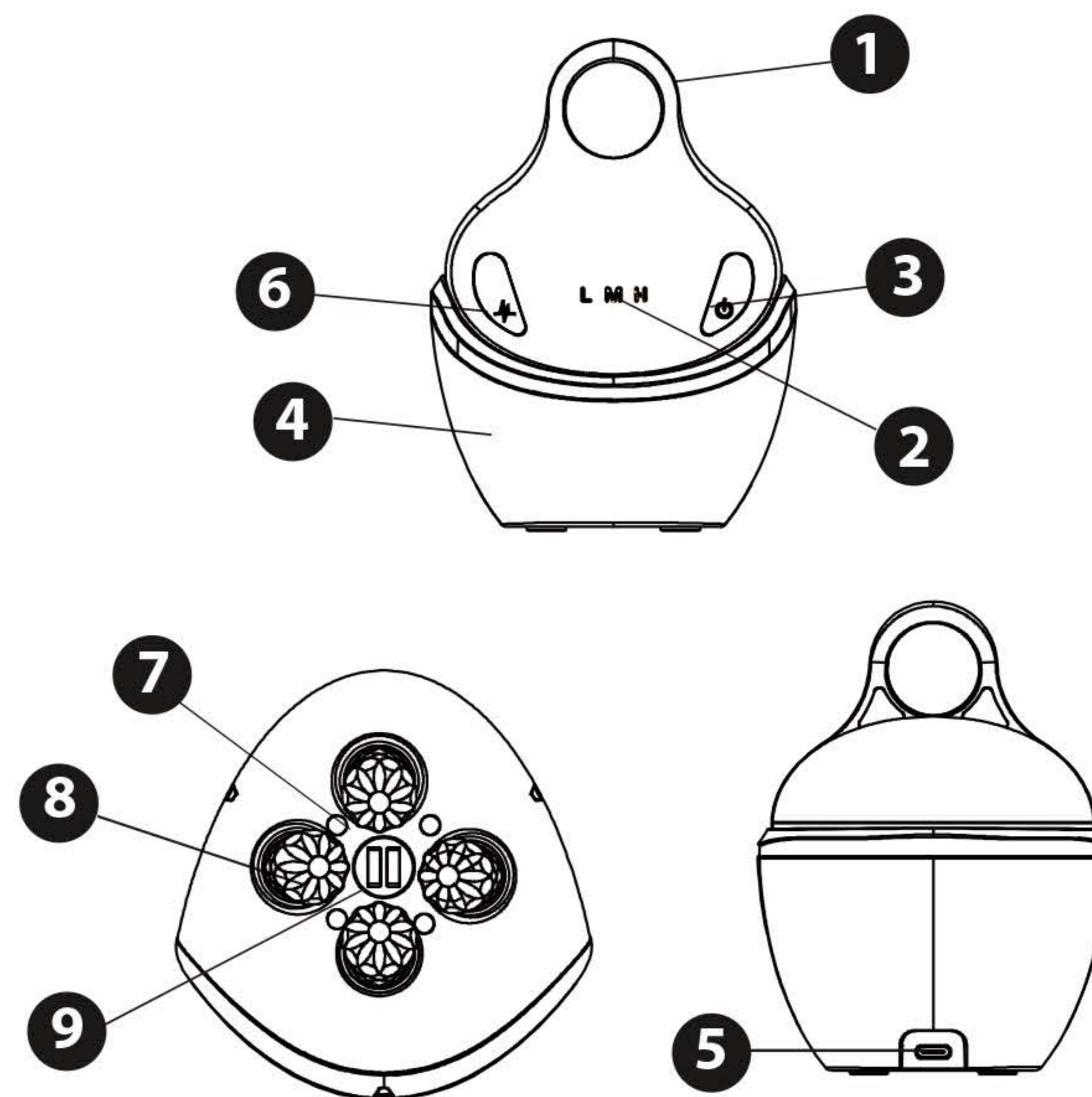
EMS microcurrent technology is widely used in the beauty industry. Its massage function can help accelerate the blood circulation effectively, eliminating fatigue and edemas on the facial muscles, improving the condition of all types of skin.

The LED light colors have three different wavelengths of light. Each color can work individually with the skincare massage head. The LED light color activates the deep cells, and it is an essential factor to accelerate skin metabolism, enhance its elasticity and firmness.

The Radio Frequency Resurfacing: The electromagnetic wave stimulates the subcutaneous collagen that will start shrink immediately and continues to regenerate in the long term, achieving firming, reducing wrinkles, whitening, and rejuvenating the skin.

The Principle of Wrinkle Reduction: The RF frequency will cause high-frequency vibration of the water molecules at the cell level at a specific depth under the skin. The heat generated by the high-speed rotary friction will reach 35C – 40C, and the collagen fiber will contract, improving the flabby skin and wrinkles. The thermal effect produced in the dermis' layer regenerates the collagen and reorganize it in an orderly manner, repairing damages and aging collagen.

PRODUCT DETAILED DESCRIPTION



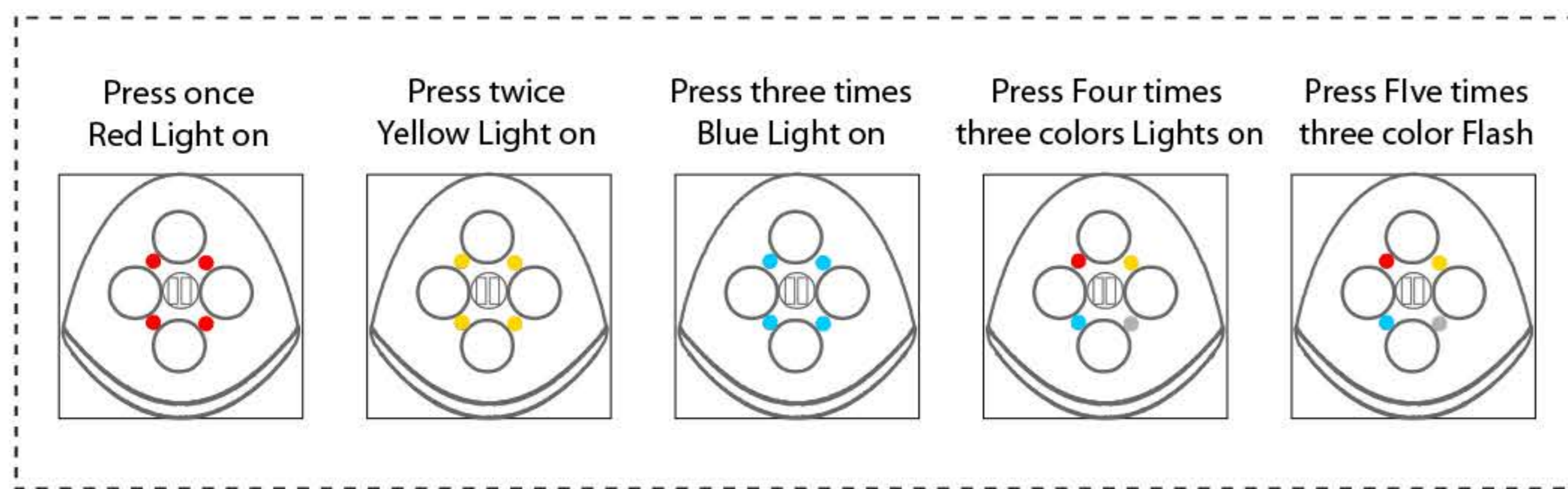
- 1** Finger Holder Ring
- 2** Mode Level Light Indicator
- 3** ON/OFF Switch (Color Light Switch)
- 4** Charging Base
- 5** USB Socket
- 6** EMS/RF Switch
- 7** LED Lamp
- 8** Massage Heads
- 9** Charging Points

TABLE FUNCTION AND PARAMETERS

EMS (Micro-Current)	90khz (L,M,H)
RF (RADIO FREQUENCY) MODES	1MHz, Thermal Massage (L,M,H)
LED Color Light Modes	Blue, Yellow, Red, All Lights on, All Lightson & flashing
MASSAGE MODES	High, Medium, and Low-Speed Levels.

HOW TO USE

1 – Press the On/OFF (Hold) Switch. Four RED LED lights will turn on and the massage heads will start working on low speed.



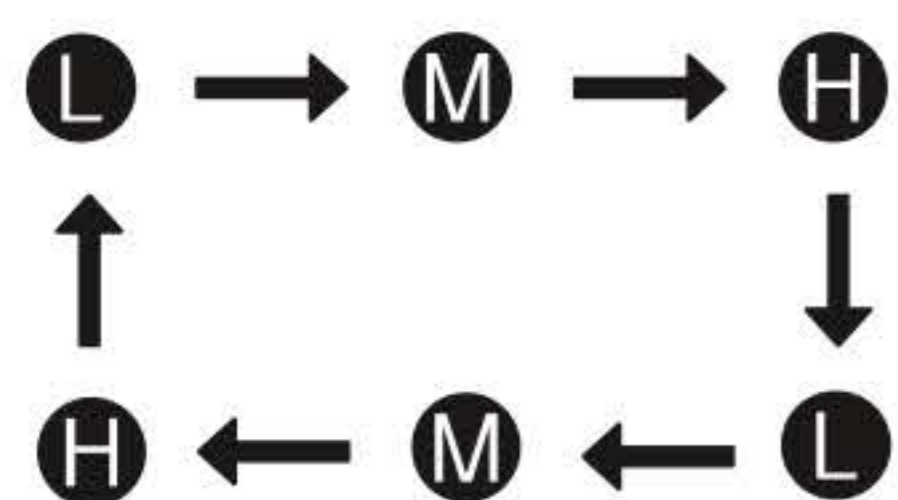
NOTE: When pressed for the sixth time, the LED lamp will cycle back to the RED light.

II – Press the EMS/RF Switch. Choose between the two switchable modes, as shown below.

The massage speeds are adjustable. Choose between low, medium, and high speed.

When in MASSAGE + EMS + RF Mode, the strength of the EMS and RF will increase along with the massage speed.

Upon every press of the EMS/RF Switch, Modes and Strength levels will change as shown below:



When the letters "L, M, H" become BLUE. The blue color indicates MASSAGE MODE.
When the letter "L" becomes RED. The Massage + EMS + RF Mode is ACTIVE.

III – INSTRUCTIONS FOR USE ON OTHER BODY PARTS

Our product is recommended for be used on the face, neck, and shoulders. Observe the images below for reference:

● FACE



● SHOULDER



For best results apply a facial moisturiser or serum with a high water content on the areas of the body when the MASSAGE + EMS + RF MODE is selected.


IV: Device will automatically shut down after 10 minutes of use.

Facial Care:

5 minutes daily.

Adopt a 5:2 fitness regimen. 5x Massage Days and 2x Rest Days.

Motion



Focus Areas



Reminder:

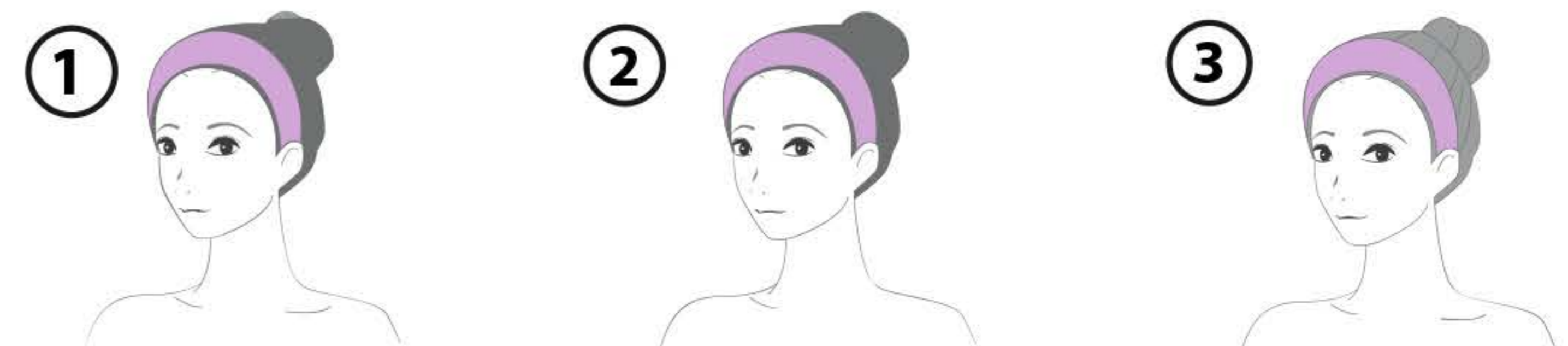
* Please do not use on the larynx.

* There is individual difference, simply adjust the massage probe to the right facial spot while using facial massager.

Neck & Shoulder Care:

Recommended using time. 5 minutes each use.

Using mode: Massage + LED mode, Massage + EMS + RF + LED



SPECIFICATION

Product name	RF-EMS Multifunctional Facial Massager		
Input voltage	5V==	Model No.	STC-V1
Battery capacity	1050mAh	Rated Power	8W
Net weight	227g	Charging time	5 hours
Product size	92x93x123mm	Working time	80 mins

TIPS:

1. For best results, use with skin regeneration essence or other skin care products while using the device.
2. Keep massage heads in touch with skin, and adjust the positions to utilize its utmost function.

CAUTION

MAINTENANCE

1. Please take off your jewelry or ornaments before massage.
2. Use a lightly damp towel or other cleansing liquid to clean the massage head before or after use.
3. Charging indication (M) : Red light in charging mode and green light after full charged.

SPECIAL REMINDER

1. Do not press hard on the skin, especially easily clamped parts like neck, chin and so on.
2. Apply gel or skin care products on the skin before massage.
3. In order to prevent injury, Please do not insert finger in the middle of massage heads while in operation.

SAFETY INFORMATION

- * Do not use on children. (keep out of reach of children)
- * Do not use or store this product around wet environments or high temperature.
- * Please pull up your hair out of the way before using, and avoid getting your hair caught.
- * Do not use if you have heart condition, cardiac pacemaker or other active facial implants.
- * Do not disassemble or repair the product, please contact the related after-service when you need any assistance.

If you are susceptible to one or more of the condition below, please seek advice from a medical professional prior to use:

- Skin allergies
- Sunburn
- Opened wounds
- Skin lesions
- Pregnant, breastfeeding
- Itchy skin or skin is prone to irritation or discomfort
- Severe acne
- Recently had your face treated or subjected to chemical stripping, facial waxing, microdermabrasion or cosmetic surgery
- If you have relevant allergy from heat.
- If you have recently had a dental treatment.
- If you have sensitive skin.